

Handwriting

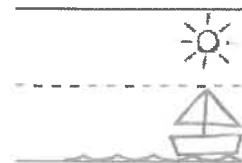
Stage 1b:

Relative size of letters



Follow the guidance on pp.25–28 of *Phonics Handbook 1* to practise writing the words listed in this document.

- 'Sun letters': **b d h k l** (**f** and **t** are just a little bit smaller)
- 'Boat letters': **a c e i m n o r s u v w x z**
- 'Water letters': **g j p q y**.



'Around' letters

a d g c o q



Example words

a add



dad cod

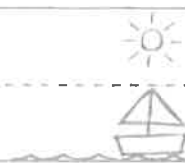


dog cog




'Down' letters

l h k b i j m

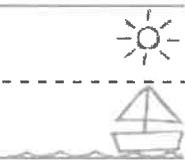


n p r t u y




Example words

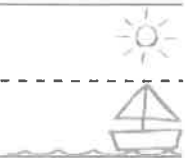
bit lip rip hip



pip nip tip pin



tin pill till hill



bill



'Down' letters with 'around' letters

Example words

at lad log had



big bad mad



up rat pan



ran man



jam can



back pack



'Curly' letters with 'down' letters

e f s



Example words

let bet sit set



met fit fell



sell sent press



less



'Curly' letters with 'around' letters

Example words

sag cost sad



fan sat gas



soft



'Zigzag' letters with all other letters

V W Z X



Example words

zap fox win



buzz van



wish was zap



zoo box



what whizz



Handwriting practice lines consisting of solid black top and bottom lines with a dashed red middle line. The first set includes an additional dashed blue line just below the top solid line. There are five such sets of lines on the page.

This image shows a blank sheet of white paper with horizontal ruling lines. The lines are evenly spaced and run across the width of the page. There are no margins, text, or other markings on the paper.